

PHASE 2 WEST END CONSTRUCTION

Schedule IV

March 2015 – November 2015

10R LDA/ASDA: 6,835'

10R TORA/TODA: 7,268'

28L LDA: 7,260'

28L ASDA: 7,268'

28L TORA: 7,435'

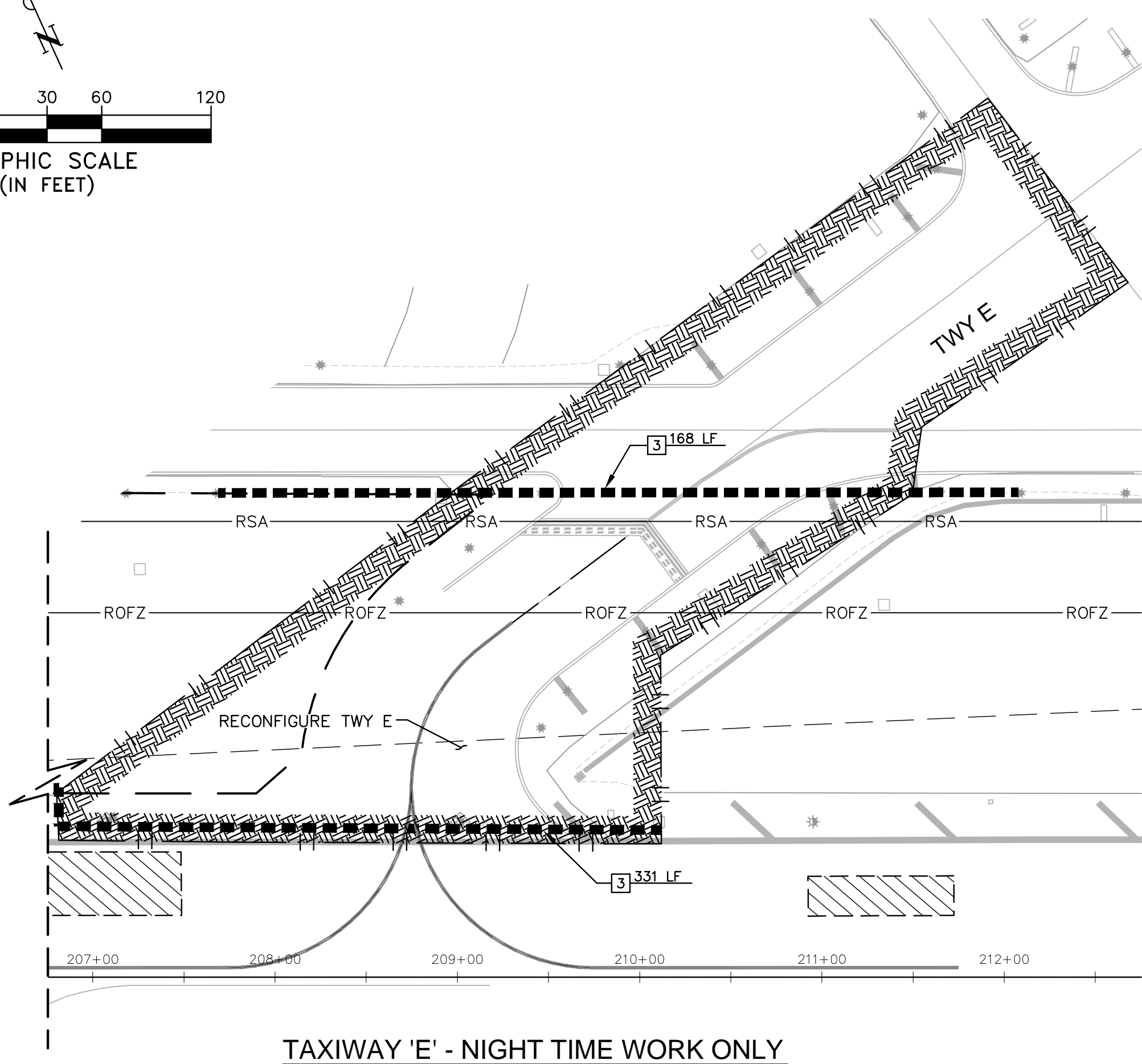
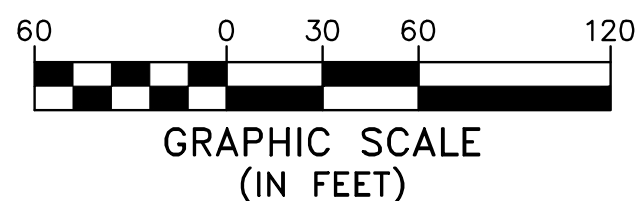
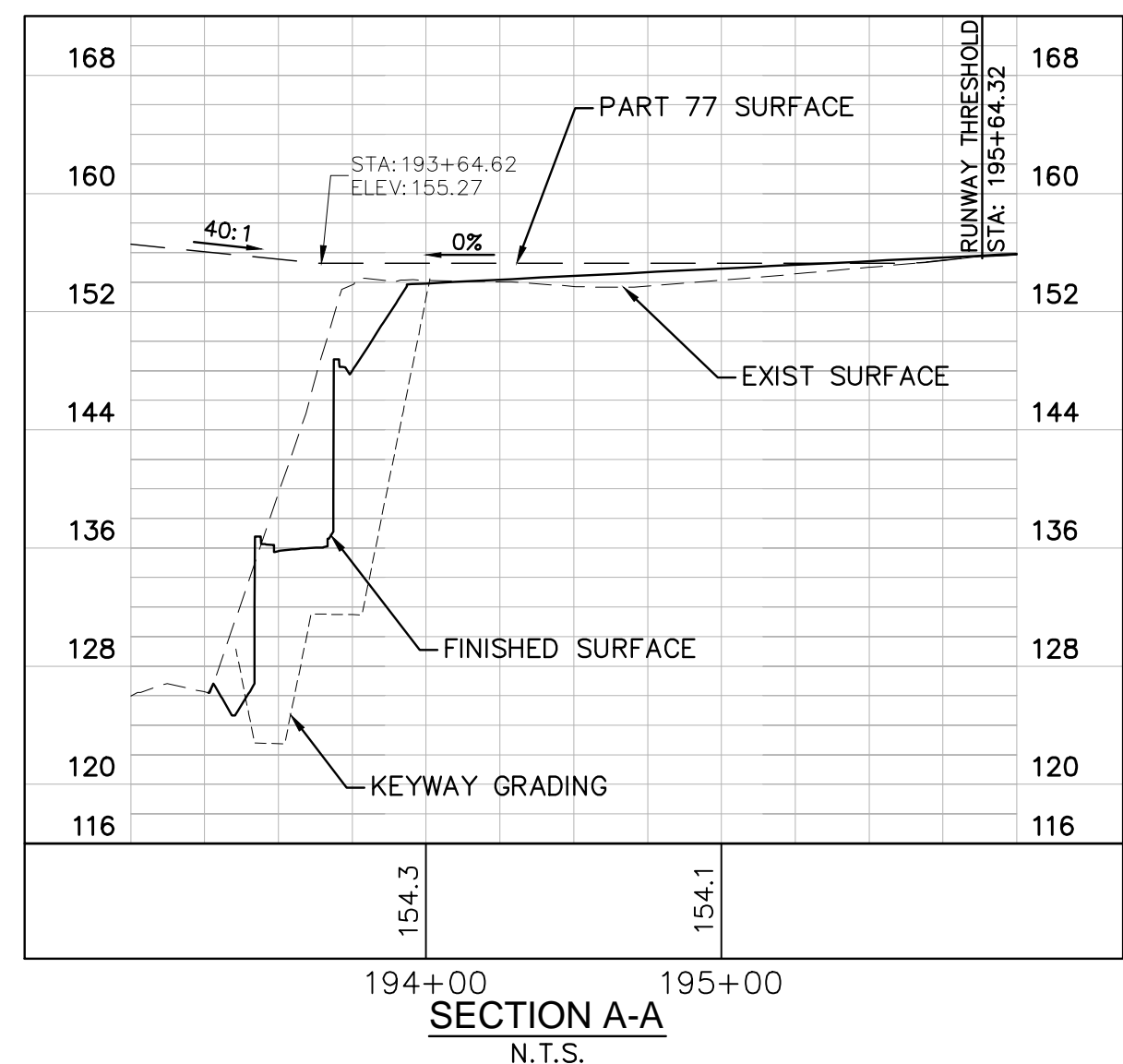
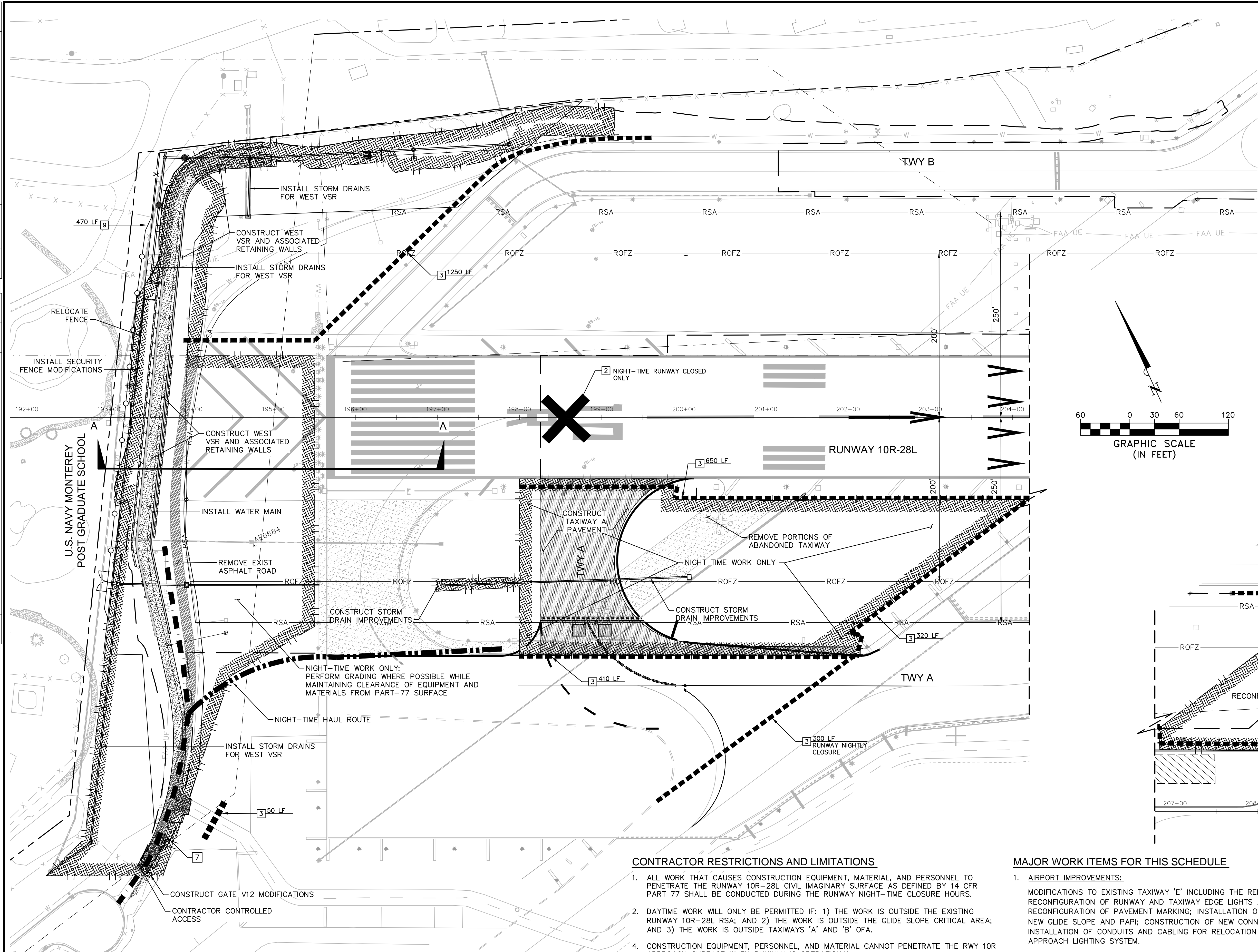
28L TODA: 7,443'

Nighttime runway closures (11:30 PM – 5:30 AM)

No planned NAVAID impacts

[illegible]

NO.	DATE	REVISION	BY	APPD.	



GENERAL NOTES

1. THE EXACT LOCATION AND LIMITS OF THE TYPE 1 LOW PROFILE BARRICADES AS SHOWN ON THIS SHEET MAY BE MODIFIED IN THE FIELD BY THE ENGINEER AT NO ADDITIONAL COST TO THE OWNER.
2. RUNWAY 10R-28L AND ALL OTHER NON-MOVEMENT AND MOVEMENT AREAS WITHIN THE AOA WHICH ARE NOT DESIGNATED TO BE CLOSED TO AIRCRAFT TRAFFIC, SHALL REMAIN OPEN TO AIRCRAFT OPERATIONS AT ALL TIMES DURING CONSTRUCTION.
3. CONTRACTOR SHALL INSTALL RUNWAY AND TAXIWAY PAVEMENT MARKINGS IN COMPLIANCE WITH ADVISORY CIRCULARS 150/5370-2F AND 150/5340-1K PRIOR TO OPENING RUNWAY 10R-28L TO AIRCRAFT LANDING AND TAKE-OFF OPERATIONS. AS A MINIMUM FOR SAFE RUNWAY OPERATIONS MARKINGS SHALL INCLUDE: RUNWAY DESIGNATION; DISPLACED THRESHOLD BAR AND ARROWHEADS; RUNWAY CENTERLINE; RUNWAY EDGE MARKINGS; DEMARCATION BAR AND ARROWHEADS (IN VFR CONDITION); RUNWAY AIMING POINTS; RUNWAY TOUCHDOWN MARKINGS; AND ALL TAXIWAY LEAD-IN LINES.

PHASING CONSTRUCTION/DEMOLITION NOTES:

ITEMS TO BE TEMPORARILY INSTALLED, AND MARKINGS TO BE OBLITERATED.

- 2 LIGHTED "X" RUNWAY CLOSURE SIGNAL
SEE DETAIL 2 ON SHEET CPD-0.2.
- 3 TYPE 1 LOW PROFILE BARRICADE, LENGTH PER PLAN
SEE DETAIL 1 ON SHEET CPD-0.2.
- 9 INSTALL TEMPORARY CONSTRUCTION FENCE
(HEIGHT AND LENGTH AS NOTED)

CONTRACTOR RESTRICTIONS AND LIMITATIONS

1. ALL WORK THAT CAUSES CONSTRUCTION EQUIPMENT, MATERIAL, AND PERSONNEL TO PENETRATE THE RUNWAY 10R-28L CIVIL IMAGINARY SURFACE AS DEFINED BY 14 CFR PART 77 SHALL BE CONDUCTED DURING THE RUNWAY NIGHT-TIME CLOSURE HOURS.
2. DAYTIME WORK WILL ONLY BE PERMITTED IF: 1) THE WORK IS OUTSIDE THE EXISTING RUNWAY 10R-28L RSA; AND 2) THE WORK IS OUTSIDE THE GLIDE SLOPE CRITICAL AREA; AND 3) THE WORK IS OUTSIDE TAXIWAYS 'A' AND 'B' OFA.
4. CONSTRUCTION EQUIPMENT, PERSONNEL, AND MATERIAL CANNOT PENETRATE THE RWY 10R APPROACH SURFACE WHEN RUNWAY IS OPERATIONAL.
5. CONSTRUCTION EQUIPMENT, PERSONNEL, AND MATERIAL CANNOT PENETRATE THE RWY 28L DEPARTURE SURFACE WHEN RUNWAY IS OPERATIONAL.
6. STEEL PLATES SHALL BE EMPLOYED DURING THE REMOVAL OF THE EXISTING WATER MAIN TO ENSURE ALL TRENCH EXCAVATIONS SHALL BE COVERED WHEN THE RUNWAY IS OPEN TO AIRCRAFT OPERATIONS.
7. GRADING WITHIN THE RSA MUST BE IN COMPLIANCE WITH FAA ADVISORY CIRCULAR 150/5370-2 (LATEST EDITION).
8. TEMPORARY STORM DRAIN FEATURES SHALL BE NECESSARY TO MAINTAIN POSITIVE DRAINAGE.
9. GRADING WITHIN THE GLIDE SLOPE CRITICAL AREA MUST BE RESTORED TO EXISTING ELEVATIONS AT THE END OF EACH SHIFT.

MAJOR WORK ITEMS FOR THIS SCHEDULE

1. AIRPORT IMPROVEMENTS:
MODIFICATIONS TO EXISTING TAXIWAY 'E' INCLUDING THE REMOVAL OF EXISTING PAVEMENT, RECONFIGURATION OF RUNWAY AND TAXIWAY EDGE LIGHTS AND AIRFIELD SIGNS, AND RECONFIGURATION OF PAVEMENT MARKING; INSTALLATION OF CONDUITS AND FOUNDATIONS FOR NEW GLIDE SLOPE AND PAPI; CONSTRUCTION OF NEW CONNECTING TAXIWAY 'A'; AND THE INSTALLATION OF CONDUITS AND CABLING FOR RELOCATION OF THE PAPI, GLIDE SLOPE AND APPROACH LIGHTING SYSTEM.
2. WEST VEHICLE SERVICE ROAD CONSTRUCTION:
INSTALLATION OF TEMPORARY FENCE; SWPPP PROVISIONS; GATE V12 MODIFICATIONS; CLEARING & GRUBBING; TREE REMOVAL; TOPSOIL STRIPPING; DEMOLITION OF FENCE SECTIONS; AND GRADING AND DRAINAGE IN ACCORDANCE WITH:
 - a) STORM DRAINS AND STRUCTURES
 - b) KEYWAY OVER-EXCAVATION (SHEETS DRX-1.0 THROUGH DRX-1.2);
 - c) UNDERDRAINS (SHEETS UN-1.0 THROUGH UN-1.1);
 - d) INTERIM GRADING AND DRAINAGE AS SHOWN ON SHEETS DRI-1.4 THROUGH DRI-1.7; RETAINING WALL CONSTRUCTION; LANDSCAPE AND IRRIGATION; PERMANENT PERIMETER FENCE AND GATE MODIFICATIONS; WATER LINE RELOCATION; ROAD PAVEMENT;
3. NAVY GOLF COURSE:
RELOCATION OF EXISTING ROAD.

**MONTEREY PENINSULA AIRPORT DISTRICT
RUNWAY 10R-28L
SAFETY AREA IMPROVEMENTS
AIP NO.: 3-06-0159-58**

**CONSTRUCTION PHASING PLAN
PHASE 2
SCHEDULE IV**



DESIGNED PM	DRAWN TJ	CHECKED VH
PROJECT NO.		094584000
DATE:		01/03/2014
SHEET NO.		CP-1.3
18 of 301		

CP-1.3

